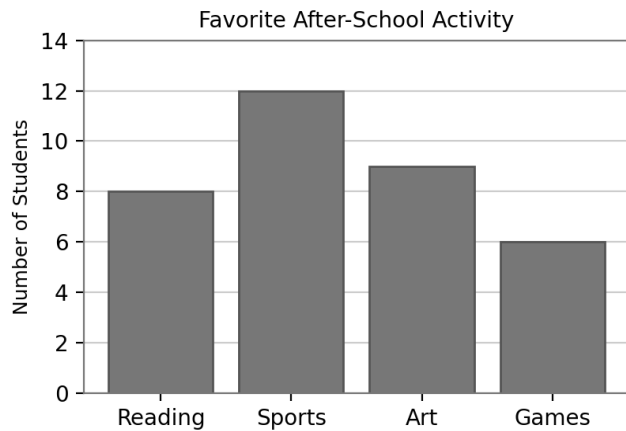


Data & Graph Word Problems

Grades 3–4

Part A — Read the Bar Graph



1. How many students chose Sports?

2. How many students chose Reading?

3. How many students chose Art?

4. How many students chose Games?

Part A — Continued

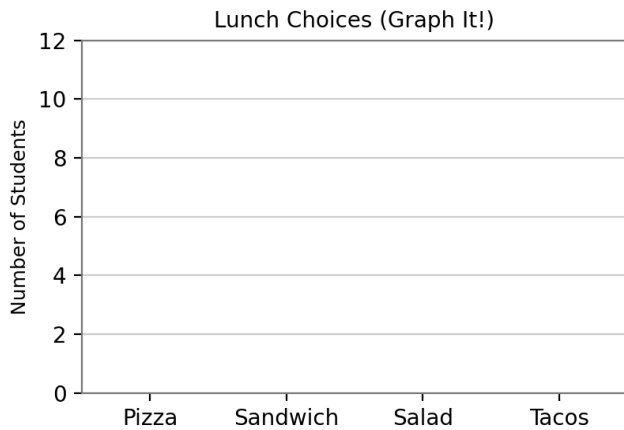
5. How many students chose Reading or Art in total?

6. How many more students chose Sports than Games?

7. What is the total number of students surveyed?

Part B — Make the Bar Graph

Lunch Choice	Number of Students
Pizza	10
Sandwich	7
Salad	5
Tacos	8



1. How many students chose Pizza?

2. How many students chose Salad?

3. How many more students chose Tacos than Salad?

4. How many students chose Sandwich and Salad in total?

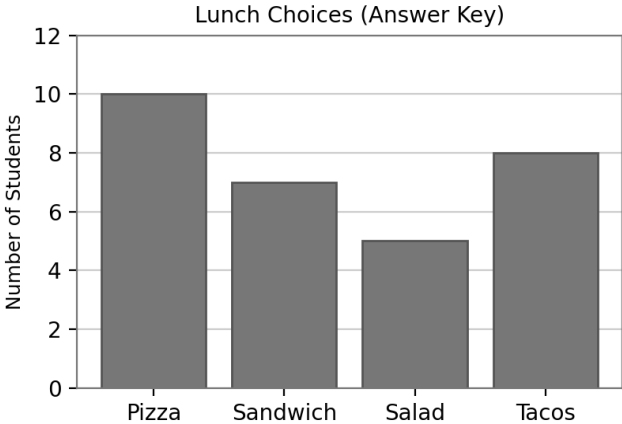
5. Which lunch choice was the most popular?

6. Which lunch choice was the least popular?

7. How many students chose something other than Pizza?

Answer Key

- A1. 12
- A2. 8
- A3. 9
- A4. 6
- A5. 17
- A6. 6
- A7. 35



- B1. 10
- B2. 5
- B3. 3
- B4. 12
- B5. Pizza
- B6. Salad
- B7. 20